

Sonal Mercantile Ltd.

REGD. OFFICE: 105/33, VARDHMAN GOLDEN PLAZA ROAD NO.44
PITAMPURA, DELHI - 110 034 E-MAIL: sonalmercantile@yahoo.in


CIN : L51221DL1985PLC022433

Audited Financial Results for the quarter/ Year ended 31.03.2014

(Rs. In Lacs)

Particulars	3 months ended	Previous 3 months ended	Corresponding 3 months ended in the previous year	Year to Date figures for current Period ended	Previous accounting year ended
	31.03.2014 Unaudited	31.12.2013 Unaudited	31.03.2013 Unaudited	31.03.2014 Audited	31.03.2013 Audited
1 Income from Operations					
1. (a) Net Sales/Income from Operations (Net of Excise Duty)	261.02	0.00	338.74	319.51	684.73
(b) Other Operating Income	70.21	19.33	117.81	125.61	0.00
Total Income from Operation (net)	331.23	19.33	456.55	445.12	684.73
2 Expenses					
a. Cost of raw materials consumed	0.00	0.00	0.00	0.00	0.00
b. Purchase of stock in trade	0.00	98.40	243.71	428.53	606.33
c. Change in Inventories of Finished Goods, Work-in-progress and stock-in trade	331.72	(98.40)	170.81	(39.60)	36.65
d. Employee Cost	7.06	7.19	4.70	30.72	23.73
e. Depreciation and amortisation expense	1.91	1.90	2.05	7.59	4.49
f. Other expenses (Any item exceeding 10% of the total expenses relating to continuing operations to be shown separately)	1.89	4.05	1.54	5.58	4.32
Professional Charges	0.03	0.01	0.03	0.38	1.32
Conveyance expenses	0.62	1.02	0.52	3.57	3.24
Tours & Travelling	0.39	0.46	0.36	1.77	1.38
Deferred Revenue Expenditure	1.56	0.00	1.60	1.56	0.00
Total Expenses	345.18	14.63	425.32	440.10	681.46
Profit/(loss) from Operations before Other Income, Finance costs and Exceptional Items (1-2)	(13.95)	4.70	31.23	5.02	3.27
4 Other Income		0.00	0.00	0.00	0.00
Profit/(Loss) from ordinary activities before finance costs Interest and Exceptional Items (3+4)	(13.95)	4.70	31.23	5.02	3.27
6 Finance Costs	0.00	0.00	0.00	1.93	0.62
Profit/(Loss) from ordinary activities after finance costs but before Exceptional Items (5+6)	(13.95)	4.70	31.23	3.09	2.65
8 Exceptional items	0.00	0.00	0.00	0.00	0.00
9 Profit/(Loss) from Ordinary Activities before tax (7+8)	(13.95)	4.70	31.23	3.09	2.65
10 Tax expense	1.10	0.00	0.00	1.10	0.68
11 Net Profit/(Loss) from Ordinary Activities after tax (9+10) (9-10)	(15.05)	4.70	31.23	1.99	1.97
12 Extraordinary Item (net of tax expense Rs. _____)	0.00	0.00	0.00	0.00	0.00
13 Net Profit/ (Loss) for the period (11+12)	(15.05)	4.70	31.23	1.99	1.97
14 Share of Profit/(loss) of Associates	0.00	0.00	0.00	0.00	0.00
15 Minority Interest	0.00	0.00	0.00	0.00	0.00
Net Profit/(Loss) after taxes, minority interest and share of profit/(loss) of associates (13+14+15)	(15.05)	4.70	31.23	1.99	1.97
17 Paid-up equity share capital (Face Value of the Share Rs10.00)	1473.85	1473.85	1473.85	1473.85	1473.85
18 Reserve excluding Revaluation Reserves as per balance sheet of previous accounting year	0.00	0.00	0.00	733.70	731.94
19 I Earnings Per Share (before extraordinary items) (of Rs. /-)	0.00	0.00	0.21	0.01	0.01
each (not annualised) (a) Basic	0.00	0.00	0.21	0.01	0.01
(b) Diluted	0.00	0.00	0.21	0.01	0.01
19 II Earnings Per Share (After extraordinary items) (of Rs. /-)	0.00	0.00	0.21	0.01	0.01
each (not annualised) (a) Basic	0.00	0.00	0.21	0.01	0.01
(b) Diluted	0.00	0.00	0.21	0.01	0.01

For Sonal Mercantile Ltd


Director

Particulars	3 months ended	Previous 3 months ended	Corresponding 3 months ended in the previous year	Year to Date figures for current Period ended	Previous accounting year ended
	31.03.2014 Unaudited	31.12.2013 Unaudited	31.03.2013 Unaudited	31.03.2014 Audited	31.03.2013 Audited
20 Public Shareholding					
- No. of shares	13985245	13910245	13910245	13985245	13910245
- Percentage of shareholding	94.89	94.38	94.38	94.89	94.38
21 Promoters and promoter group Shareholdings **					
a) Pledged/Encumbered					
- Number of shares	Nil	Nil	Nil	Nil	Nil
- Percentage of shares (as a % of the total shareholding of promoter and promoter group)	Nil	Nil	Nil	Nil	Nil
- Percentage of shares (as a % of the total share capital of the company)	Nil	Nil	Nil	Nil	Nil
b) Non-encumbered					
- Number of Shares	753280	828280	828280	753280	828280
- Percentage of shares (as a % of the total shareholding of promoter and promoter group)	100.00	100.00	100.00	100.00	100.00
- Percentage of shares (as a % of the total share capital of the company)	5.11	5.62	5.62	5.11	5.62

Note:

- 1 The above financial statements have been approved by the Board of directors in their meeting held on 30.05.2014.
- 2 Previous period figures have been regrouped wherever necessary.
- 3 No Investor Complaints pending as on 31.03.2014.

For Sonal Mercantile Ltd.

(Signature)

Deep Chand Singhal
Director

Place: Delhi
Date : 30.05.2014

Sonal Mercantile Ltd.

REGD. OFFICE: 105/33, VARDHMAN GOLDEN PLAZA ROAD NO.44
PITAMPURA, DELHI - 110 034 E-MAIL: sonalmercantile@yahoo.in


CIN : L51221DL1985PLC022433

Standalone Statement of Assets and Liabilities as at 31.03.2014

in Rs.

	Particulars	As at Current year end 31.03.2014	As at previous year end 31.03.2013
A	EQUITY & LIABILITIES		
1	Shareholders' Fund		
	(a) Share Capital	147,385,250	147,385,250
	(b) Reserve and Surplus	73,369,967	73,193,831
	(c) Money Received against share warrants	-	-
	Sub-Total Shareholder' Funds	220,755,217	220,579,081
2	Share Application Money pending allotment	-	-
3	Minority Interest	-	-
4	Non-Current Liabilities		
	(a) Long-Term borrowings	497,754	1,787,118
	(b) Deffered Tax Liability (net)	-	-
	(c) Long term provisions	393,526	371,127
	Sub-total - Non current Liabilities	891,280	2,158,245
5	Current Liabilities		
	(a) Short-Term borrowings	-	-
	(b) Trade payables	-	1,188,225
	(c) Other Current Liabilities	971,574	-
	(d) Short- term provisions	187,901	81,133
	Sub-total - Current Liabilities	1,159,475	1,269,358
	TOTAL - EQUITY AND LIABILITIES	222,805,972	224,006,684
B	ASSETS		
1	Non-Current Assets		
	(a) Fixed Assets	2,161,429	2,884,781
	(b) Goodwill on consolidation	-	-
	Capital & amortised expenses not w/off	413,232	569,204
	(c) Non Current Investments	-	-
	(d) Deferred Tax Assets (net)	103,968	13,139
	(e) Longterm Loans and advances	-	-
	(f) Other Longterm assets	-	-
	Sub-total - Non current Assets	2,678,629	3,467,124
	Current Assets		
	(a) Current Investments	-	-
	(b) Inventories	3,960,600	-
	(c) Trade Receivables	-	12,992,781
	(d) Cash and Cash equivalents	264,288	1,680,756
	(e) Short term Loans and advances	210,734,804	205,866,024
	(f) Other Current assets	5,167,651	-
	Sub-total - current Assets	220,127,343	220,539,560
	TOTAL - ASSETS	222,805,972	224,006,684


For Sonal Mercantile Ltd.


Director

Note:

- 1 The above financial statements have been approved by the Board of directors in their meeting held on 30.05.2014.
Figures for the previous year/period have been
- 2 reclassified/regrouped wherever necessary to conform to current year's classification.
- 3 No Investor Complaints pending as on 31.03.2014.

For Sonal Mercantile Limited


Deep Chand Singhal
(Director)

Place: Delhi

Date : 30.05.2014